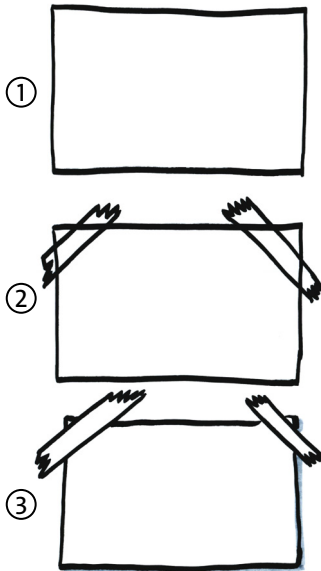


Bisher hast du schon sehr viele Inputs bekommen. Aber jetzt darfst du selbst aktiv werden und einiges ausprobieren. Du findest hier einige Anleitungen und Anregungen zum Zeichnen. Viel Spaß dabei!


Container

Gehe immer Schritt für Schritt vor. Die Zahlen in den Kreisen zeigen dir den Weg!

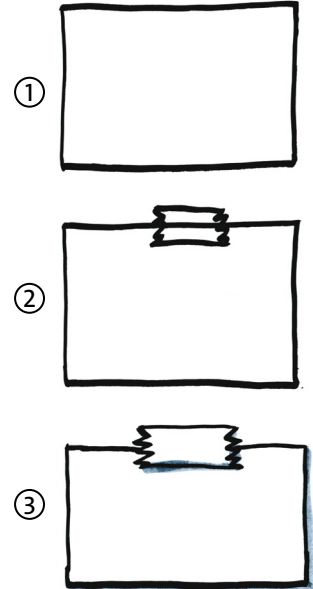
kleben



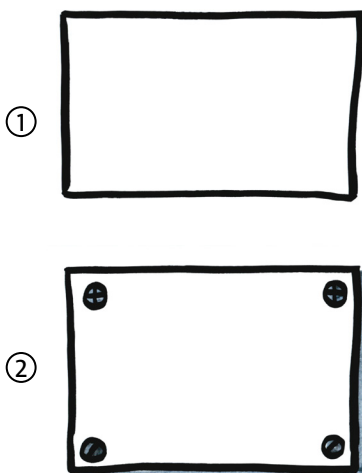
Rahmen



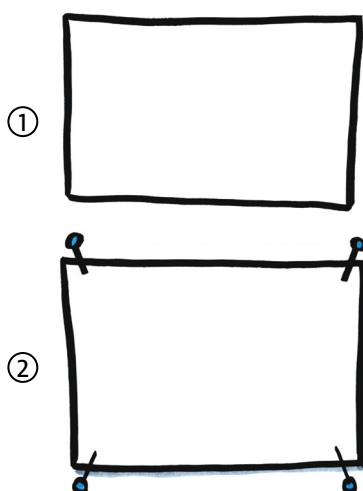
kleben



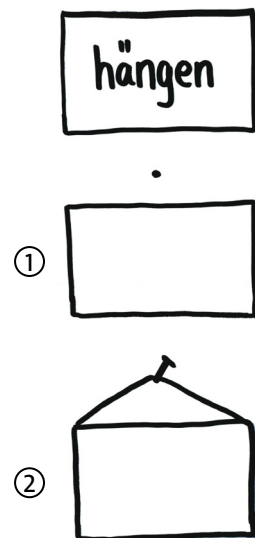
schrauben






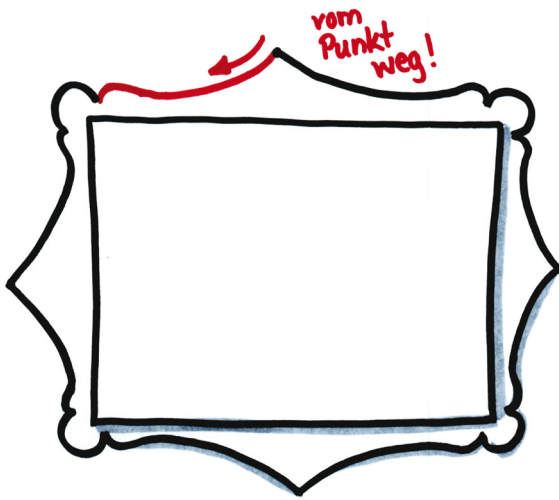
pinnen



hängen




Schilder




Aus dem Werk: 08344 „Bullet Journal für Lehrer“ – Auer Verlag

Blätter, Hefte, Ordner


Gehe immer Schritt für Schritt vor. Die Zahlen in den Kreisen zeigen dir den Weg!




①




②



①



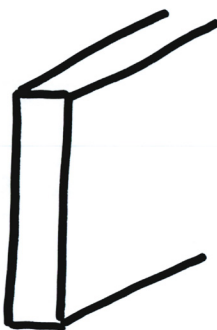
②



③




①




②



③



①



②

