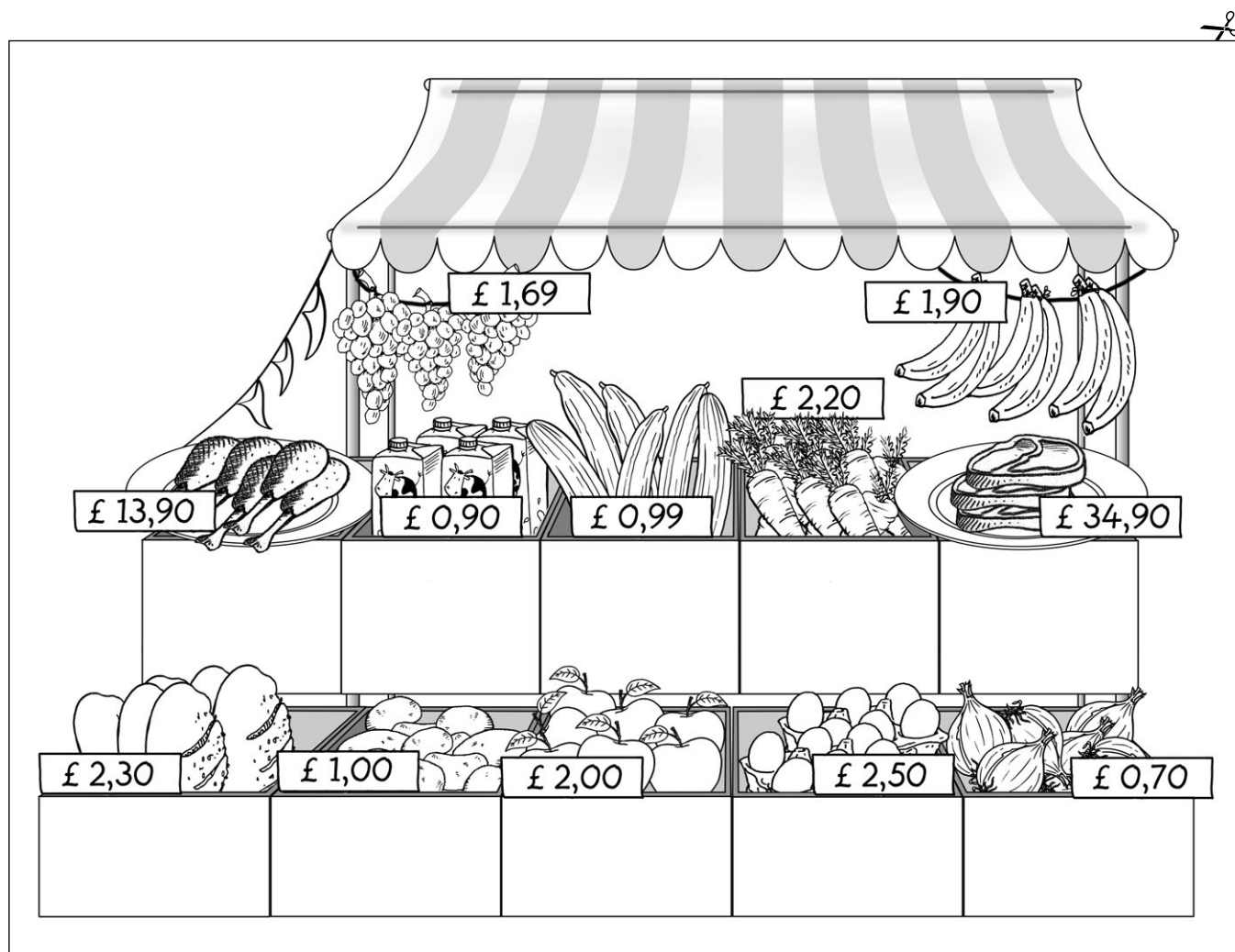


The farmers' market stand

People like to buy fresh food. The best way to do so is to go to a farmers' market. Here you often get fruit and vegetables as well as meat and dairy products (Milchprodukte) from the farmers directly.

Take a look at the farmers' market stand. Which groceries can you buy there?

- Write the names of the fruit, vegetables, meat and dairy products in the white box of the small patterns and glue the back of each pattern at the right position of the farmers' market stand. You can draw connecting lines between the words and the place where they belong if you want.





Money

To buy food and drinks you need money. Get to know the British currency.

The British currency is pound sterling (£). They have eight different coins (Münzen) and four different banknotes (Geldscheine).

► Cut out the different coins and banknotes.

Fold them along the broken line and glue both sides of the coin or banknote together.



- ▶ Cut out the next pattern which is a wallet. Fold it along the horizontal broken line. Glue the pieces together to get a pocket. Fold the pocket in the middle to get a wallet. As a button to open and close the wallet you can glue touch fastener (Klettverschluss) in between both sides of the wallet.
- ▶ To put the wallet in your lapbook glue one part of the touch fastener on the back of your wallet and the opposite part in your lapbook. Now you can take the wallet out and put it back in.
- ▶ Put the money in the wallet and put your wallet in your lapbook.

