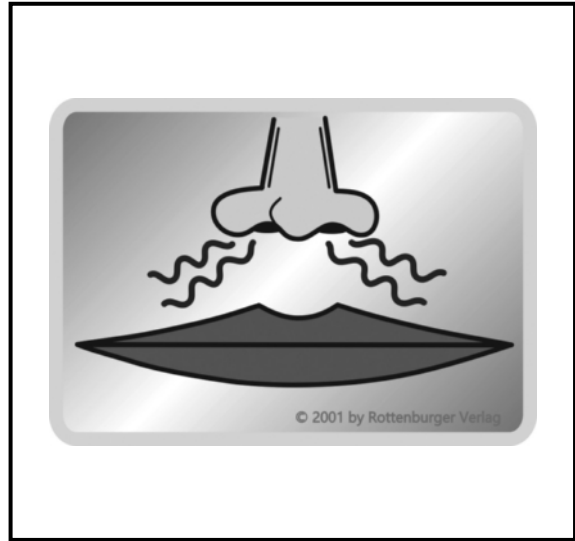



Name:

Datum:

ABC  
Oma  
nanu



Spure mit vielen Stiften nach.



Buchstabe M m – Einführung

Name:

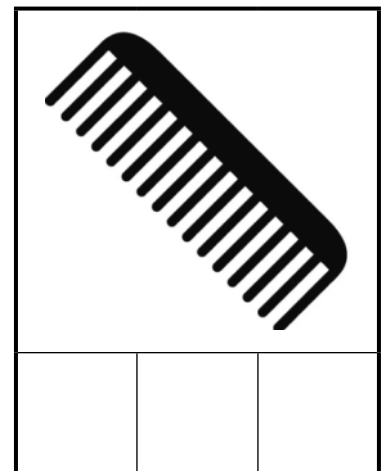



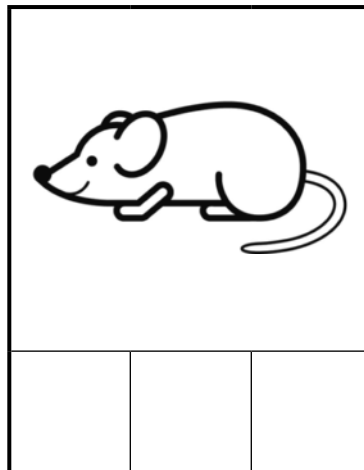


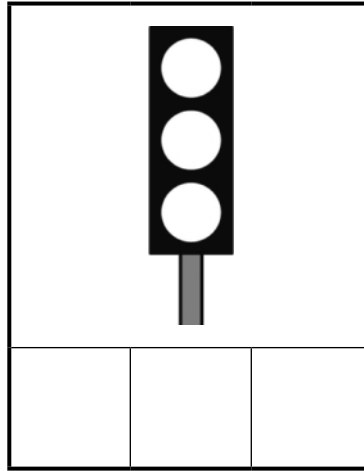
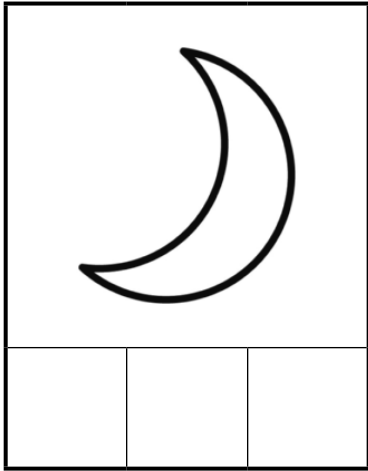
Datum:

ABC  
Oma  
nanu



Kreuze an.

# M m



Buchstabe M m – An-, Mittel- und Endlaut hören (••)



Name:

Datum:

ABC  
Oma  
nanu



Lies genau.

F

f



Markiere.

F	v	f
f	F	l
t	f	F

Buchstabe F f – Suchsel Buchstabe (•)



Name:


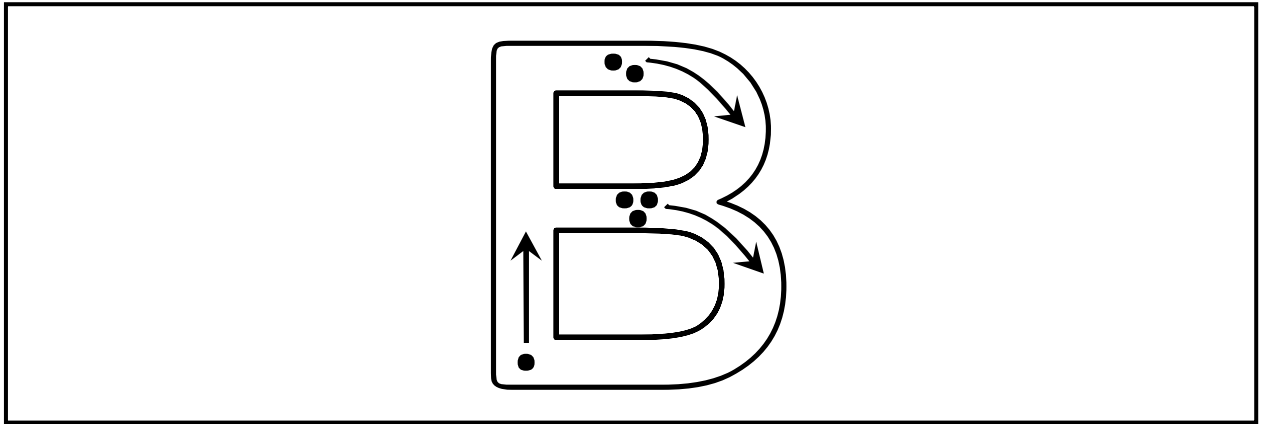
Datum:

ABC  
Oma  
nanu

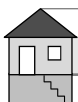








Spure mit vielen Stiften nach.

B

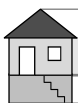


Schreibe.



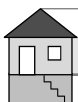
B

B



B

B



B

B



B

B



Buchstabe B b – Lineatur Großbuchstabe



B

Name:

Datum:

ABC  
Oma  
nanu



Lies genau.



Verbinde.

# E e

Esel


Nase

Besen

See

Affe

Insel



Buchstabe E e – Wort-Bild, Satz-Bild (•)



Name:

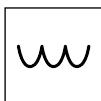
Datum:

ABC  
Oma  
nanu



Lies genau.

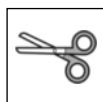
K k




Mache Silbenbögen.

Wolke	Gurke	Kamel

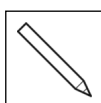
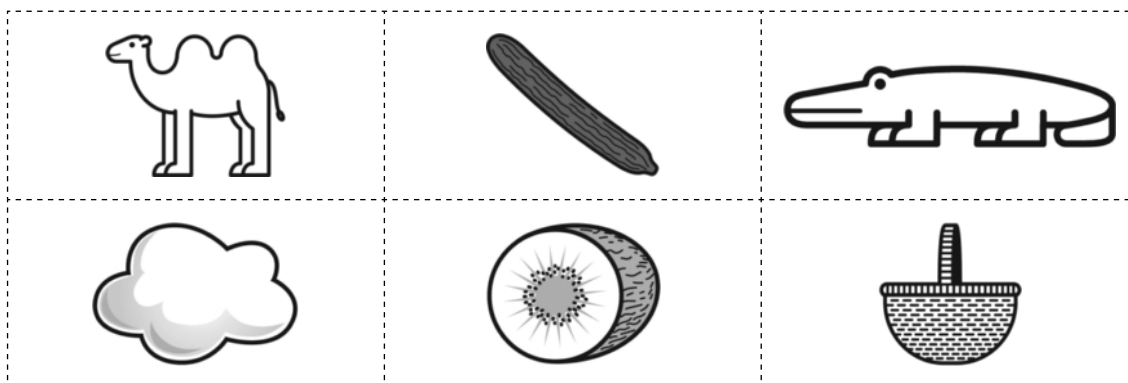
Kiwi	Krokodil	Korb



Schneide aus.



Klebe in dein Heft.



Schreibe in dein Heft.

Buchstabe K k – Wörter untersuchen (•)



Name:

Datum:

ABC  
Oma  
nanu



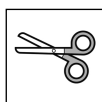

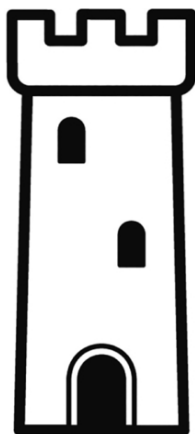
Lies genau.

T t

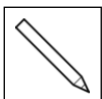


Male.

- ☐ Ein rotes Blatt.
- ☐ Eine gelbe Leiter.
- ☐ Ein brauner Kater.
- ☐ Ein roter Turm.




Schneide aus.



Schreibe in dein Heft.



Male.



Buchstabe T t – Lese- und Malaufgaben (•••)

