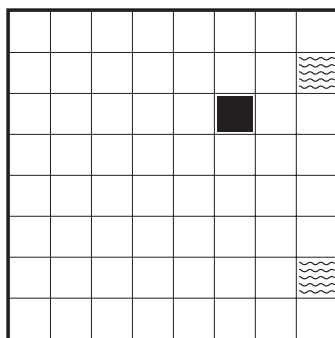


Beispiel



2 3 0 5 1 4 0 5

1 Frachter



2 Yachten



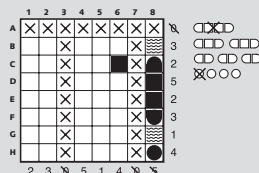
3 Kutter



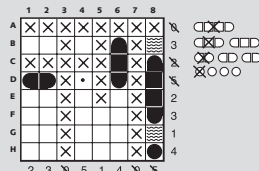
4 Jollen



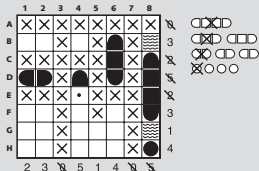
- 1 Zuerst in Zeilen und Spalten ohne Schiffe alle Felder abkreuzen. In Spalte 8 bleiben nur fünf Felder übrig: ein Frachter und eine Jolle.



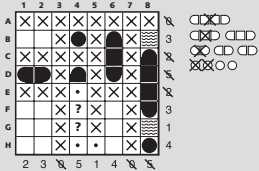
- 2 Felder in Zeile C abkreuzen. Von B6 bis D6 liegt eine Yacht und daneben, von A5 bis E5, ist Wasser. In Zeile D bleiben drei Schiffsegmente übrig, davon links ein Kutter.



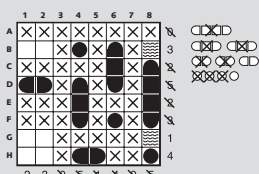
- 3 Wenn Sie die Felder um Kutter und Yacht abkreuzen, ist in Zeile E ein weiteres Schiffsegment gefunden. F5 ist damit auch Wasser.



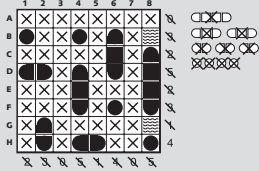
- 4 In Spalte 4 gibt es ein einziges Feld Wasser; entweder F4 oder G4. In beiden Fällen können Sie G5 als Wasser abkreuzen und H5 als Schiff markieren.



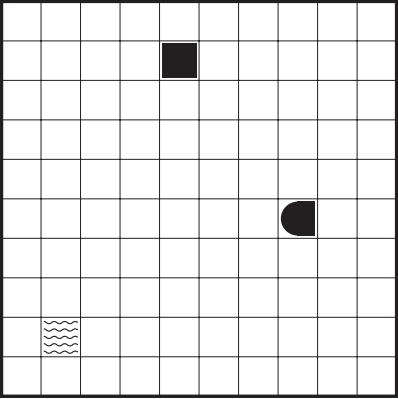
- 5 In Spalte 4 ist also die zweite Yacht gefunden, und H4/H5 muss ein Kutter sein. Setzen Sie darum herum Kreuze, so bleibt in F6 eine Jolle übrig.



- 6 Der letzte Kutter hat nur in G2/H2 Platz und die letzte Jolle liegt in Feld B1.



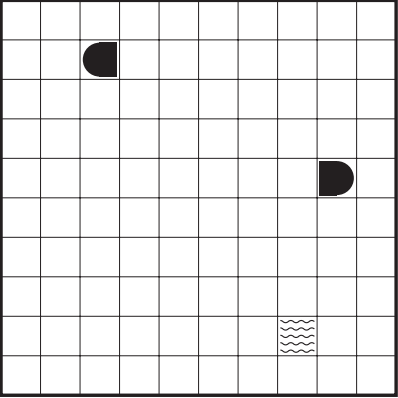
01



2 2 0 4 1 1 3 2 3 2

□□□□
□□□ □□□
□□ □□ □□
○○○○

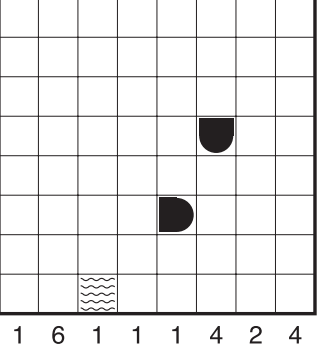
02



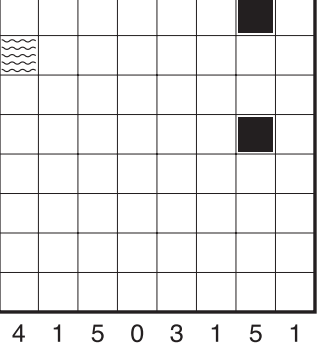
0 2 2 5 2 1 0 5 1 2

©raetselch 13003
□□□□
□□□ □□□
□□ □□ □□
○○○○

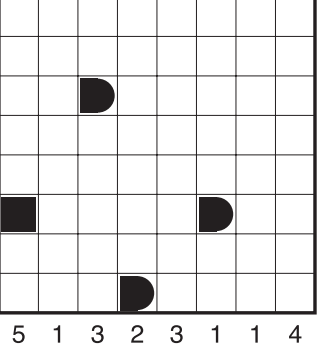
03



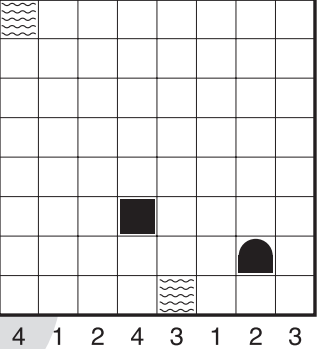
04



05



06



□□□□
□□□ □□□
□□ □□ □□
○○○○

□□□□
□□□ □□□
□□ □□ □□
○○○○

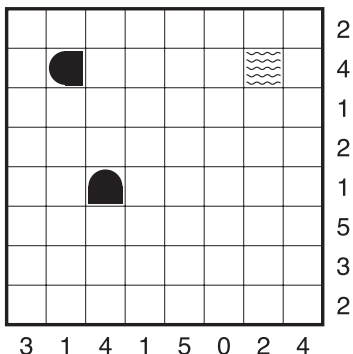
□□□□
□□□ □□□
□□ □□ □□
○○○○

□□□□
□□□ □□□
□□ □□ □□
○○○○

sehr leicht

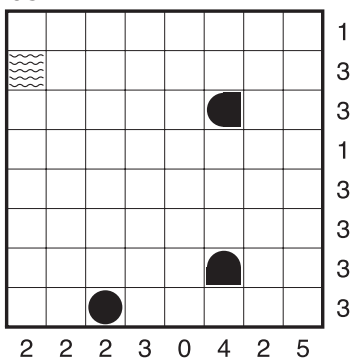
□□□□
 □□□ □□□
 □□ □□ □□
 ○○○○

07



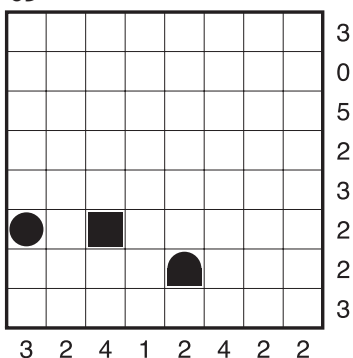
08

□□□□
 □□□ □□□
 □□ □□ □□
 ○○○○



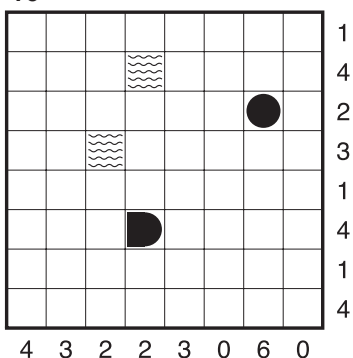
09

□□□□
 □□□ □□□
 □□ □□ □□
 ○○○○

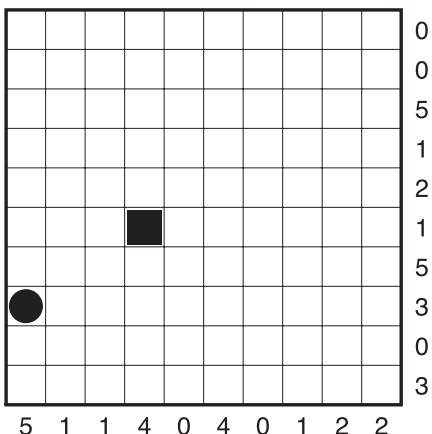


10

□□□□
 □□□ □□□
 □□ □□ □□
 ○○○○

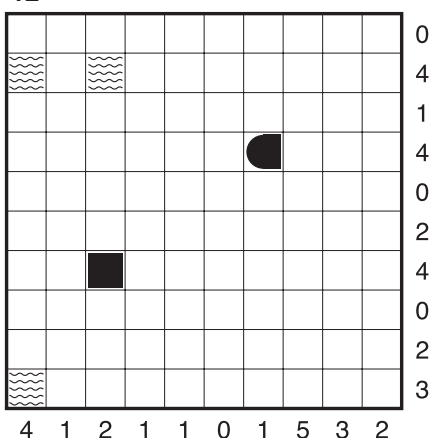


11

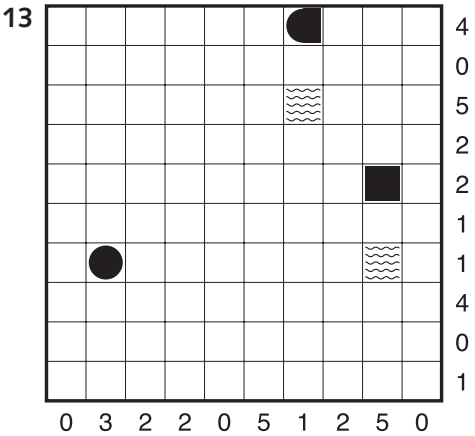


□□□□
 □□□ □□□
 □□ □□ □□
 ○○○○

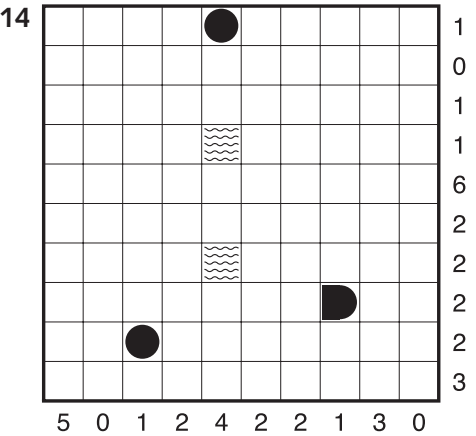
12



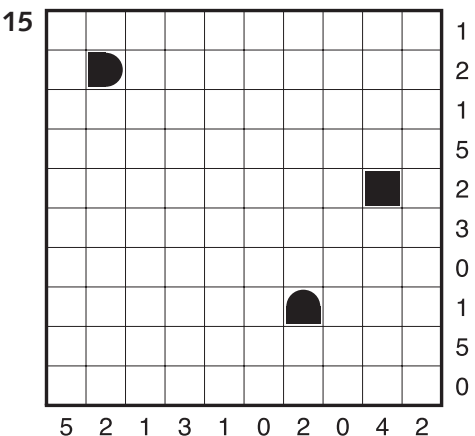
□□□□
 □□□ □□□
 □□ □□ □□
 ○○○○



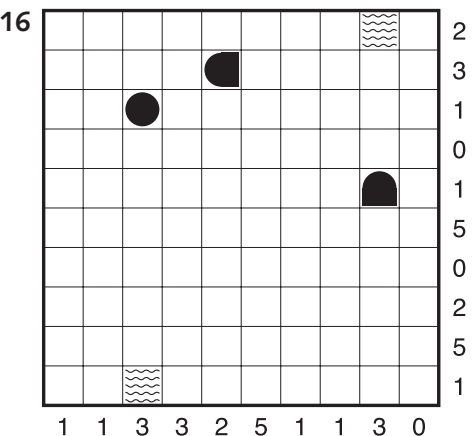
□□□□
 □□□ □□□
 □□ □□ □□
 ○○○○



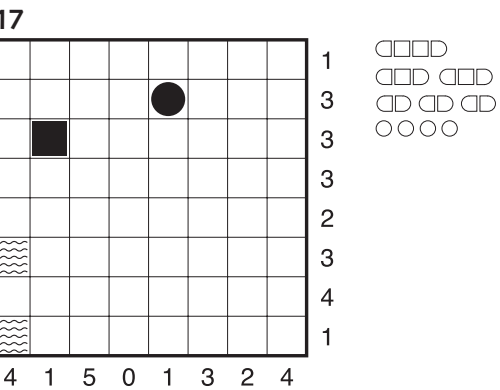
□□□□
 □□□ □□□
 □□ □□ □□
 ○○○○



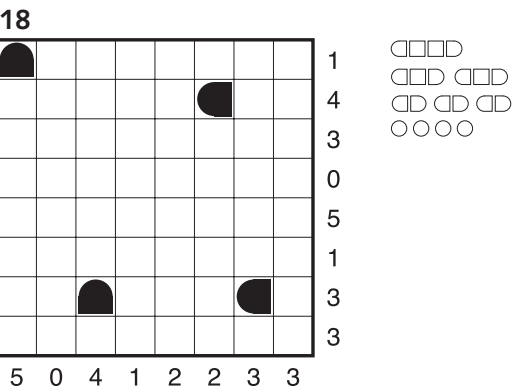
□□□□
 □□□ □□□
 □□ □□ □□
 ○○○○



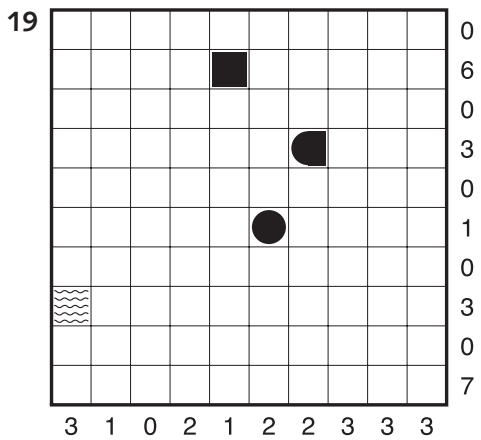
□□□□
 □□□ □□□
 □□ □□ □□
 ○○○○



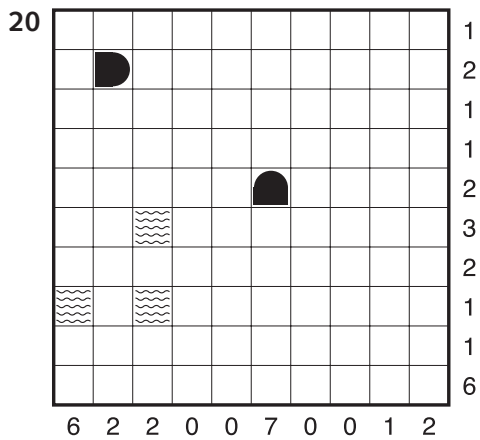
□□□□
 □□□ □□□
 □□ □□ □□
 ○○○○



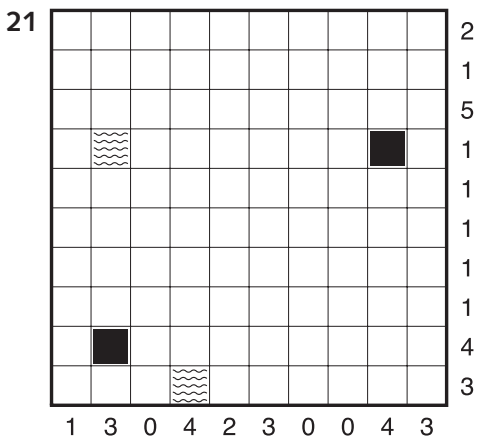
□□□□
 □□□ □□□
 □□ □□ □□
 ○○○○



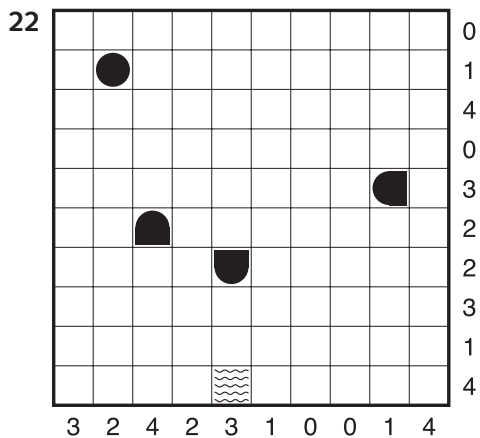
□□□□
 □□□ □□□
 □□ □□ □□
 ○○○○



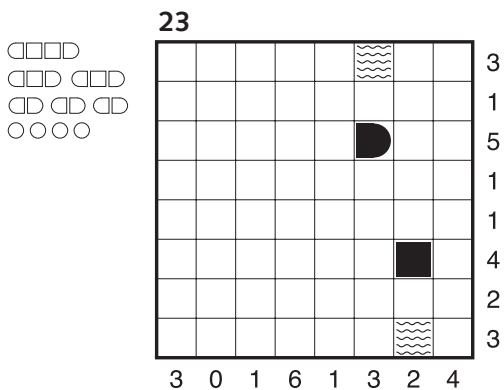
□□□□
 □□□ □□□
 □□ □□ □□
 ○○○○



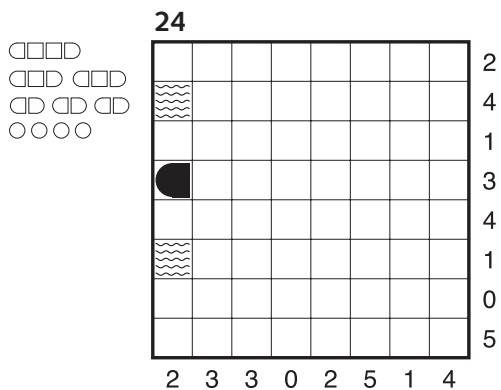
□□□□
 □□□ □□□
 □□ □□ □□
 ○○○○



□□□□
 □□□ □□□
 □□ □□ □□
 ○○○○

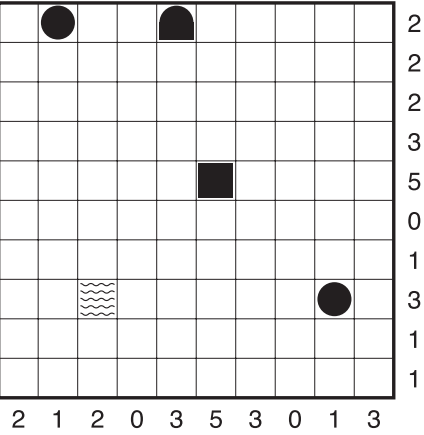


□□□□
 □□□ □□□
 □□ □□ □□
 ○○○○



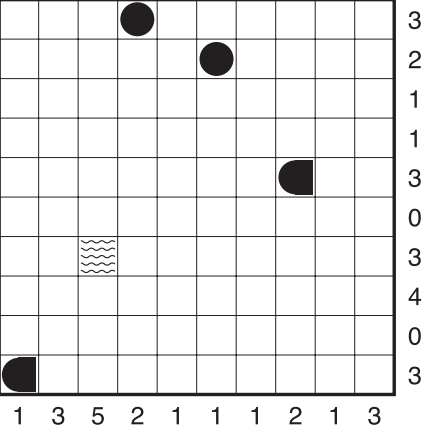
□□□□
 □□□ □□□
 □□ □□ □□
 ○○○○

25



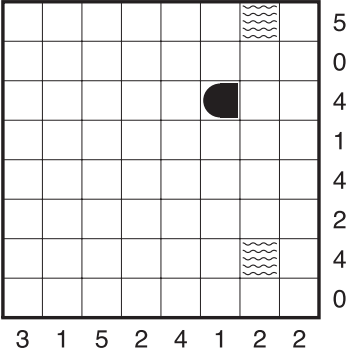
□□□□
□□□ □□□
□□ □□ □□
○○○○

26



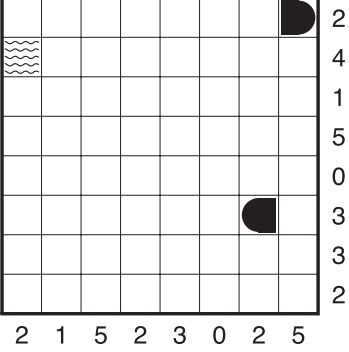
□□□□
□□□ □□□
□□ □□ □□
○○○○

27



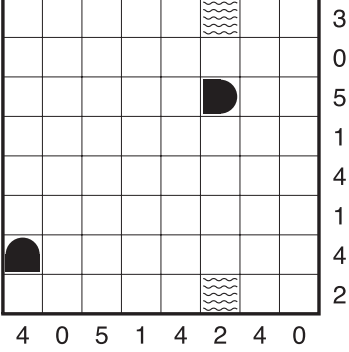
□□□□
□□□ □□□
□□ □□ □□
○○○○

28



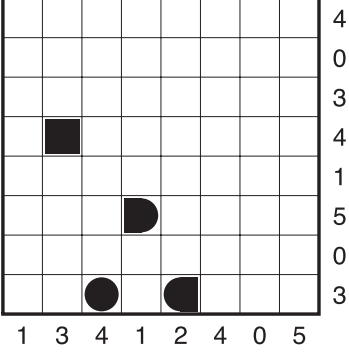
□□□□
□□□ □□□
□□ □□ □□
○○○○

29



□□□□
□□□ □□□
□□ □□ □□
○○○○

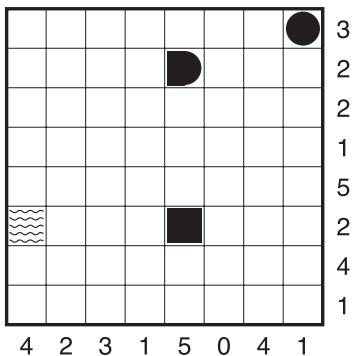
30



□□□□
□□□ □□□
□□ □□ □□
○○○○

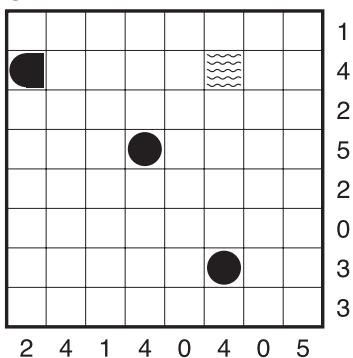
□□□□
 □□□ □□□
 □□ □□ □□
 ○○○○

31



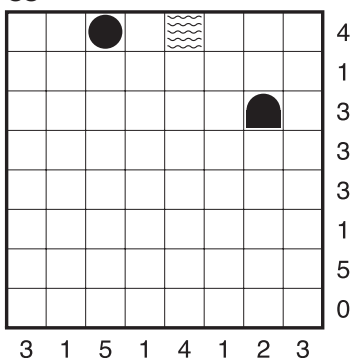
32

□□□□
 □□□ □□□
 □□ □□ □□
 ○○○○



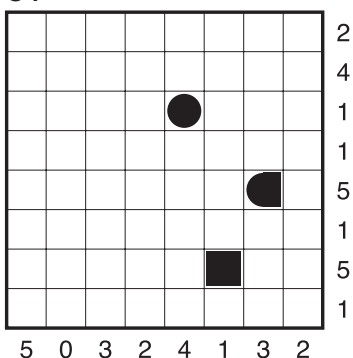
33

□□□□
 □□□ □□□
 □□ □□ □□
 ○○○○

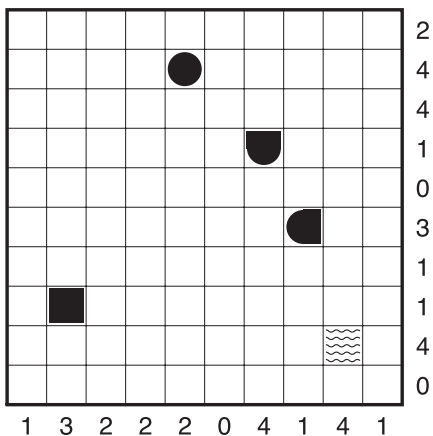


34

□□□□
 □□□ □□□
 □□ □□ □□
 ○○○○

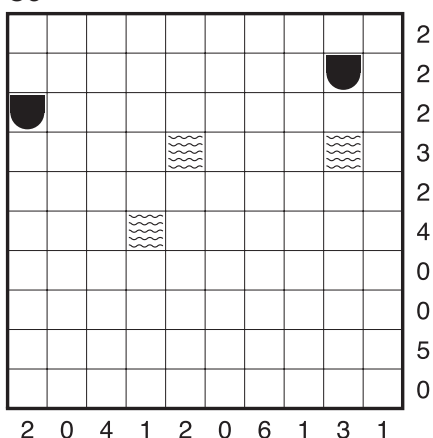


35

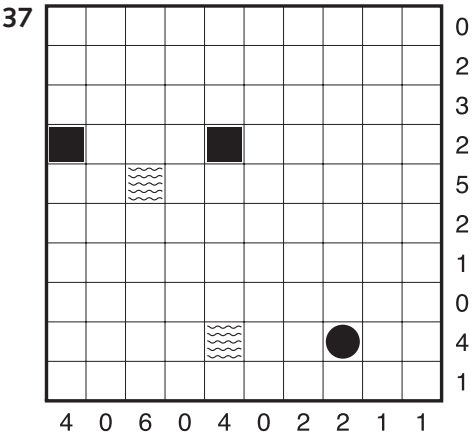


□□□□
 □□□ □□□
 □□ □□ □□
 ○○○○

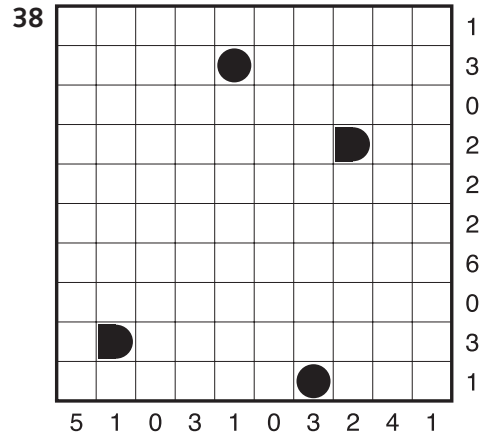
36



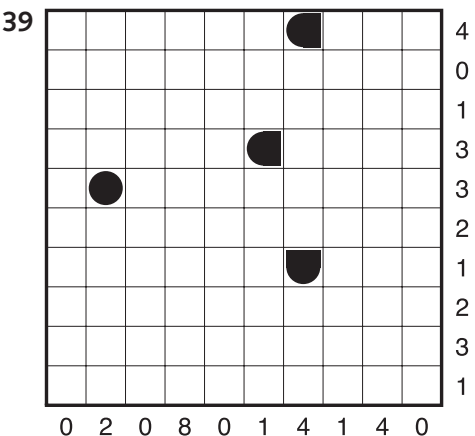
□□□□
 □□□ □□□
 □□ □□ □□
 ○○○○



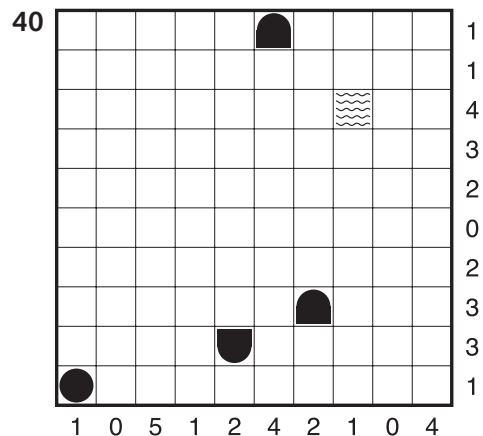
□□□□
 □□□ □□□
 □□ □□ □□
 ○○○○



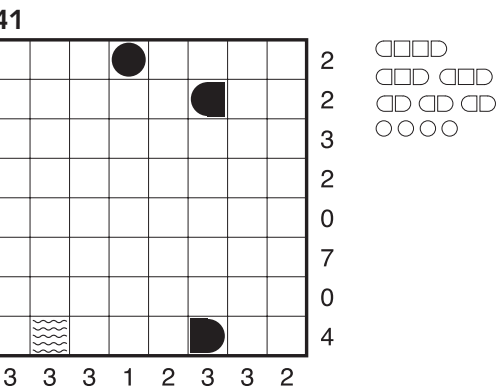
□□□□
 □□□ □□□
 □□ □□ □□
 ○○○○



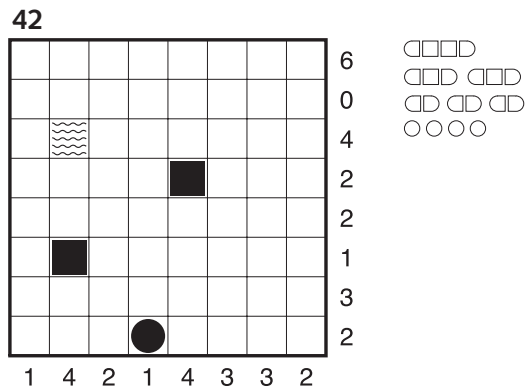
□□□□
 □□□ □□□
 □□ □□ □□
 ○○○○



□□□□
 □□□ □□□
 □□ □□ □□
 ○○○○



□□□□
 □□□ □□□
 □□ □□ □□
 ○○○○



□□□□
 □□□ □□□
 □□ □□ □□
 ○○○○

Spezial



Binoxxo ist ein neues Rätsel, das an 3-Gewinnt erinnert.

Füllen Sie das Rätselgitter mit den Zeichen X und O vollständig aus.

Regeln

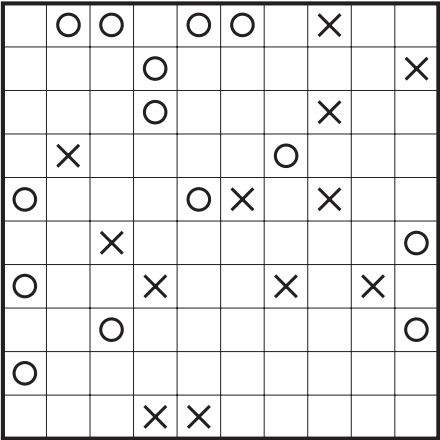
- Es dürfen nie mehr als zwei X oder O nebeneinander oder übereinander stehen.
- In jeder Zeile und jeder Spalte stehen gleich viele X und O.
- Alle Zeilen und alle Spalten sind einzigartig.

Als Taschenbuch und Rätselbuch erhältlich.

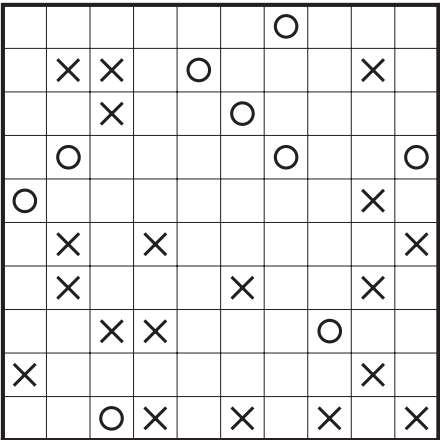


Mehr unter: www.binoxxo.ch

01



02



03

