


# React Portfolio App Development

Increase your online presence and create your personal brand



Abdelfattah Ragab

# React Portfolio App

## Development

Increase your online presence and  
create your personal brand

Abdelfattah Ragab

# Introduction

Welcome to the book "React Portfolio App Development".

In this book, I will show you how to create an online portfolio application using the React library.

An online portfolio is an important step in your professional career.

By the end of this book, you will have hands-on training in React and end up with a beautiful portfolio that you can use in your career. Create your own brand, impress your potential employers and show the world your skills. Let us go!

## **Source code**

The source code is available on the book website

<https://books.abdelfattah-ragab.com>

# Chapter 1: Project Preview

## 1.1 Pages

The project contains the following pages:

- Home
- About
- CV
- Projects
- Contact

## 1.2 Preview (Mobile)





## About

I am Abdelfattah Ragab, a Senior Software Developer with extensive experience of over 20 years in the field. My expertise lies in frontend technologies, with a particular focus on the Angular framework.

Throughout my career, I have honed my skills and knowledge to become proficient in creating exceptional user interfaces and crafting seamless web experiences. My passion for frontend development drives me to stay up-to-date with the latest tools and techniques, enabling me to deliver high-quality solutions to complex problems.

With a proven track record of successful projects, I am recognized for my professionalism, attention to detail, and commitment to achieving outstanding results.





## CV



### Senior Software Developer - Angular

2019 - Present

Working for clients online:

- Lead Angular teams
- Perform application analysis
- Create architecture of the applications
- Develop the Angular applications



### Senior Software Developer - Java/Angular

2017 - 2019

Work for the company siParadigm:

- Develop the backend system using Java
- Develop the customer portal with Angular
- Optimize the complex SQL queries
- Create PDF and Word reports





## Projects





Abdelfattah Ragab



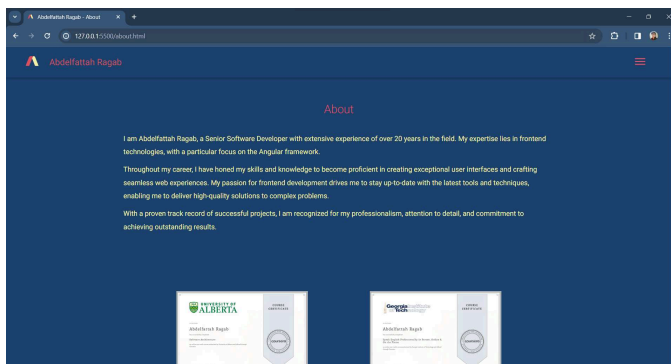
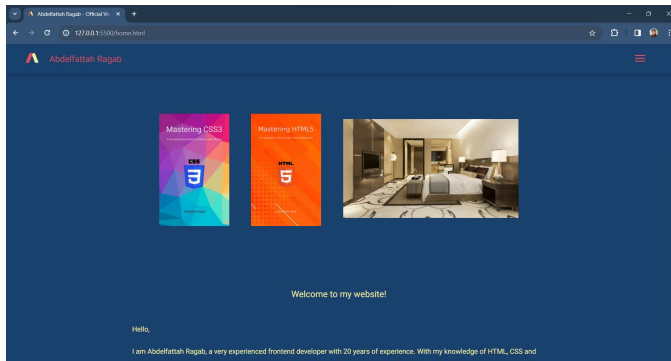
## Contact



Giza, Giza Governorate, Egypt

Abdelfattah Ragab

## 1.3 Preview (Desktop)

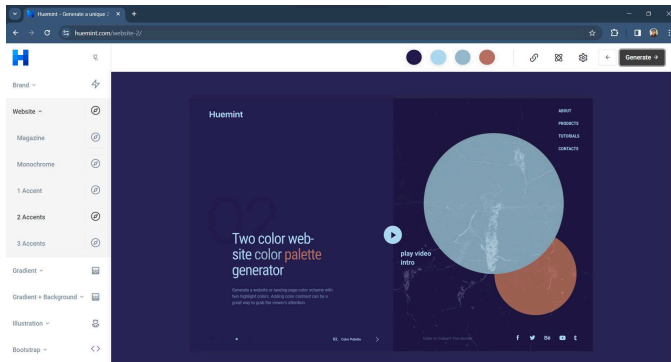




## 1.4 Your Own Brand


Use the Huemint website to help you choose your brand colors.

<https://huemint.com>



# Chapter 2: App Layout

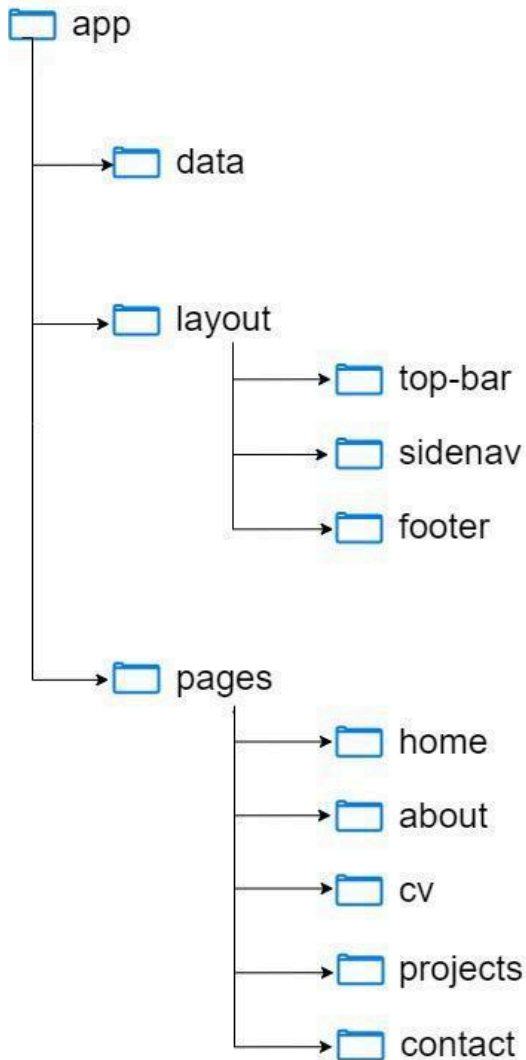
## 2.1 App Diagram



## 2.2 App Structure

```
<TopBar />
<Sidenav />
<main className="main">
  <Routes></Routes>
</main>
<Footer />
```

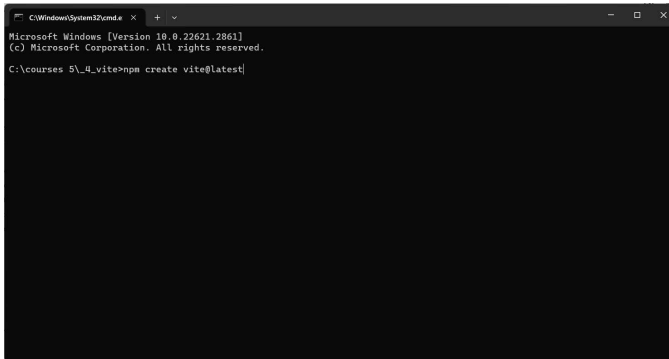
## 2.3 App Folder Structure



# Chapter 3: Project Setup

## 3.1 Create the App

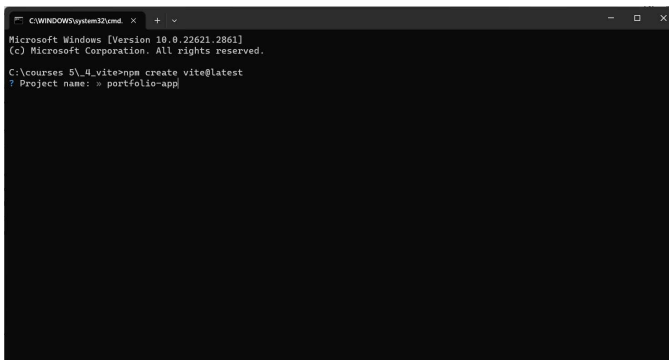
```
npm create vite@latest
```



```
C:\WINDOWS\system32\cmd.exe
Microsoft Windows [Version 10.0.22621.2861]
(c) Microsoft Corporation. All rights reserved.

C:\courses\5_4_vite>npm create vite@latest
```

```
Project name: portfolio-app
```



```
C:\WINDOWS\system32\cmd.exe
Microsoft Windows [Version 10.0.22621.2861]
(c) Microsoft Corporation. All rights reserved.

C:\courses\5_4_vite>npm create vite@latest
? Project name: > portfolio-app
```

```
Select a framework: React
```



```
C:\WINDOWS\system32\cmd
Microsoft Windows [Version 10.0.22621.2861]
(c) Microsoft Corporation. All rights reserved.

C:\courses\5_4_vite>npm create vite@latest
? Project name: ... portfolio-app
? Select a framework: > - Use arrow-keys. Return to submit.
  Vanilla
  Vue
> React
  Lit
  Svelte
  Solid
  Qwik
  Others
```

Select a variant: **TypeScript**

```
C:\WINDOWS\system32\cmd
Microsoft Windows [Version 10.0.22621.2861]
(c) Microsoft Corporation. All rights reserved.

C:\courses\5_4_vite>npm create vite@latest
? Project name: ... portfolio-app
? Select a framework: > React
? Select a variant: > - Use arrow-keys. Return to submit.
  TypeScript
> TypeScript + SWC
  JavaScript
  JavaScript + SWC
```

Done.

```
C:\Windows\System32\cmd.exe
Microsoft Windows [Version 10.0.22621.2861]
(c) Microsoft Corporation. All rights reserved.

C:\courses 5\_u_vite>npm create vite@latest
? Project name: ... portfolio-app
? Select a framework: » React
? Select a variant: » TypeScript

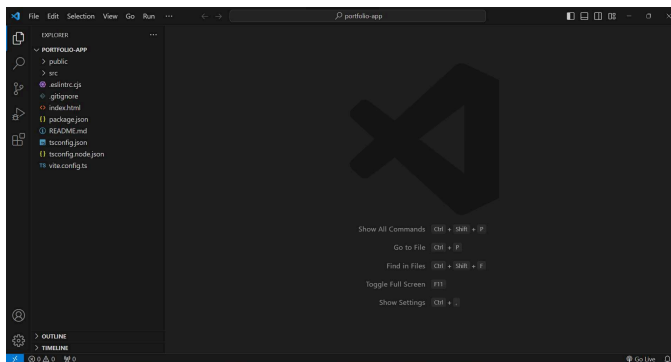
Scaffolding project in C:\courses 5\_u_vite\portfolio-app...

Done. Now run:

  cd portfolio-app
  npm install
  npm run dev

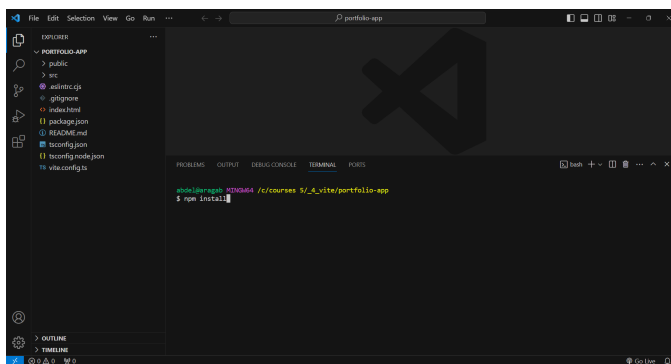
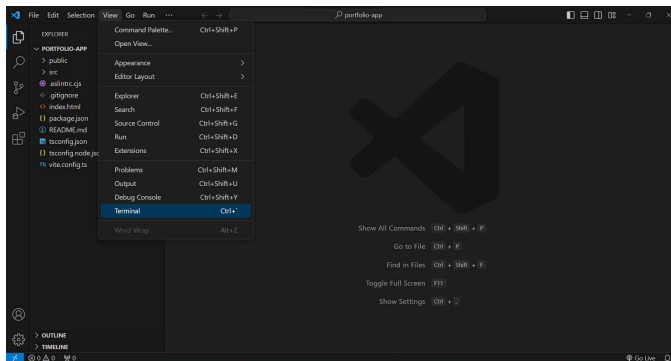
C:\courses 5\_u_vite>
```

Open it in VS Code



Run

```
npm install
```



Done

## 3.2 Install React Router

```
npm install react-router-dom
```

```
abdel@aragab MINGW64 ~/Documents/react/vite/portfolio-app
$ npm install react-router-dom
```

