





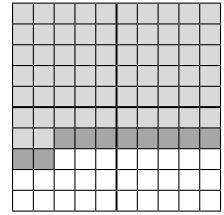
Rechne. Schreibe die Zahlen dort dazu, wo sie fehlen.




$$\boxed{25} + \boxed{20} = \boxed{45}$$




$$\boxed{38} + \boxed{60} = \boxed{}$$




$$\boxed{} + \boxed{} = \boxed{}$$




$$\boxed{} + \boxed{} = \boxed{}$$




$$\boxed{} + \boxed{} = \boxed{}$$




$$\boxed{} + \boxed{} = \boxed{}$$




$$\boxed{} + \boxed{} = \boxed{}$$




$$\boxed{} + \boxed{} = \boxed{}$$




$$\boxed{} + \boxed{} = \boxed{}$$




$$\boxed{} + \boxed{} = \boxed{}$$




$$\boxed{} + \boxed{} = \boxed{}$$




$$\boxed{} + \boxed{} = \boxed{}$$



$$\boxed{} + \boxed{} = \boxed{}$$




$$\boxed{} + \boxed{} = \boxed{}$$




$$\boxed{} + \boxed{} = \boxed{}$$




Rechne. Male die Mengen dort dazu, wo sie fehlen.




$$15 + 30 = 45$$




$$12 + 80 = \boxed{}$$




$$57 + 20 = \boxed{}$$




$$39 + 30 = \boxed{}$$




$$41 + 20 = \boxed{}$$




$$28 + 60 = \boxed{}$$




$$30 + 42 = \boxed{}$$




$$80 + 13 = \boxed{}$$




$$40 + 54 = \boxed{}$$




$$20 + 67 = \boxed{}$$




$$50 + 41 = \boxed{}$$




$$10 + 46 = \boxed{}$$



$$24 + 30 = \boxed{}$$



$$58 + 20 = \boxed{}$$



$$36 + 50 = \boxed{}$$




1. Rechne. Male zu Rechenaufgaben deiner Wahl Mengenbilder.

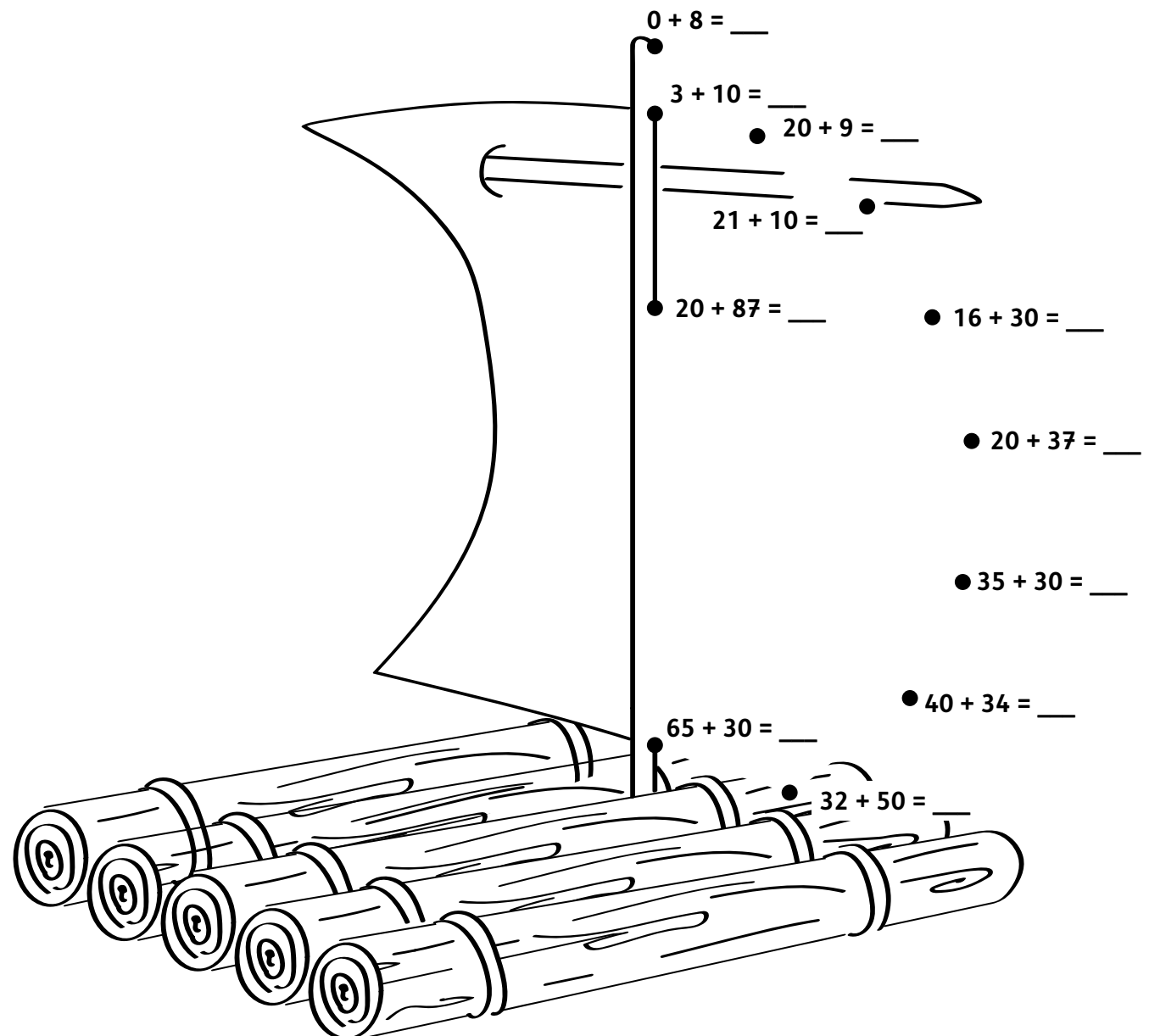
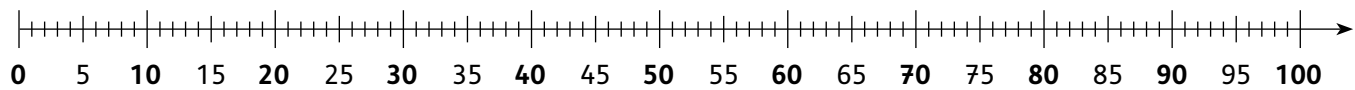
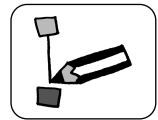


Beispiel:

$$32 + 40 = 72$$



2. Verbinde die Punkte der Ergebnisse in aufsteigender Reihenfolge. Es entsteht ein Punkt-zu-Punkt-Bild, das du an- und weitermalen darfst.






1. Rechne. Male zu Rechenaufgaben deiner Wahl Mengenbilder.

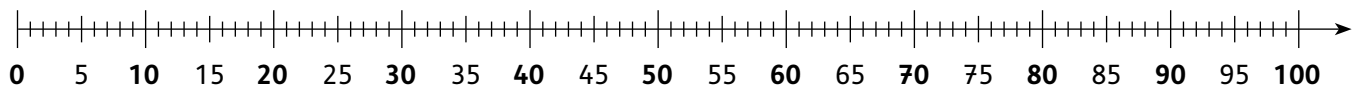
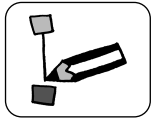


Beispiel:

$$32 + 40 = 72$$



2. Verbinde die Punkte der Ergebnisse in aufsteigender Reihenfolge. Es entsteht ein Punkt-zu-Punkt-Bild, das du an- und weitermalen darfst.



$$10 + 7 = \underline{\quad} \bullet$$

$$\bullet 6 + 30 = \underline{\quad}$$

$$\begin{array}{l} \bullet \\ \diagup \quad \diagdown \\ \bullet \quad 9 + 0 = \underline{\quad} \\ \bullet \quad 50 + 44 = \underline{\quad} \end{array}$$

$$18 + 40 = \underline{\quad} \bullet$$

$$\bullet 4 + 20 = \underline{\quad}$$

$$\bullet 30 + 12 = \underline{\quad}$$

$$55 + 10 = \underline{\quad} \bullet$$

$$\bullet 30 + 61 = \underline{\quad}$$

$$\bullet 43 + 40 = \underline{\quad}$$

$$\bullet 10 + 64 = \underline{\quad}$$