

1

Introduction

1.1 Electrochemical Energy Storage and Conversion

Electric energy plays a very important role in our daily life and industrial production. Fossil fuel, nuclear heat, and renewable energies (e.g. solar energy, wind energy, and biomass energy) all can be converted into electric energy [1]. Unfortunately, the energy-conversion processes are always accompanied by a lot of energy loss. For instance, the conversion efficiency of nuclear heat to electric energy is only $\sim 30\%$. Moreover, the electric energy derived from renewable energies depends highly on weather, season, and territory, which cannot meet the actual demand in time. Thus, it is an urgent need to address the issue of electric energy storage and conversion.

Developing advanced energy storage and conversion technologies is critical to improving the energy utilization efficiency and expanding the energy application field. Secondary batteries, supercapacitors, water electrolyzers, and fuel cells are some of the typical electrochemical energy storage and conversion devices. Figure 1.1 shows the schematics of these electrochemical energy storage and conversion systems [2]. Electric energy can be converted into chemical energy by water electrolyzers, producing hydrogen (with a conversion efficiency of $\sim 70\%$) for further use in fuel cells. In the opposite process, fuel cells convert chemical energy into electric energy. The energy-conversion process is reversible in secondary batteries (e.g. lithium-ion battery). Electric energy can be converted into chemical energy in the charging process [3]. In the discharging process, the chemical energy is converted back into electric energy. The conversion speed determines the system power, while the storage capacity is relevant to the system energy. Generally, the active materials for energy conversion and storage are integrated into secondary batteries because of the internal system. Different from secondary batteries, the electrolyzer and fuel cell systems are suitable for separated converters and storage. This kind of electrochemical storage and conversion systems commonly supplies higher energy than that with integrated storage and converters. Therefore, electrolyzers and fuel cells have also attracted much attention [4]. Herein, a brief overview of typical secondary batteries, supercapacitors, fuel cells, and water electrolyzers is presented.

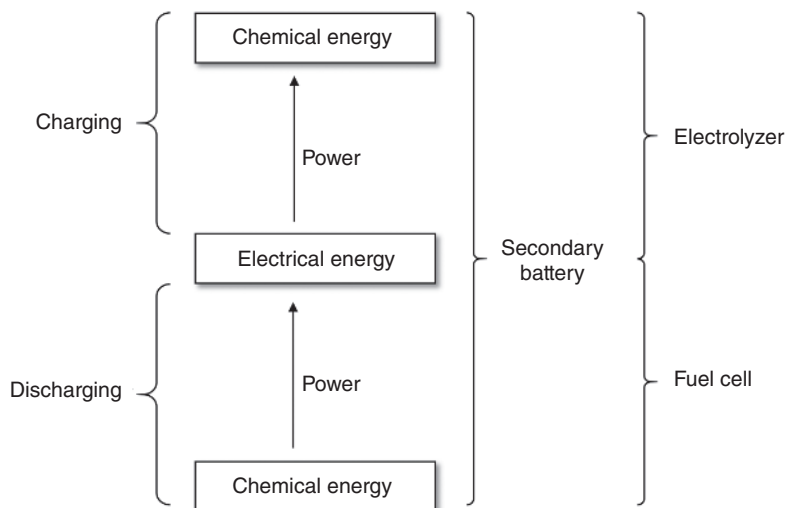
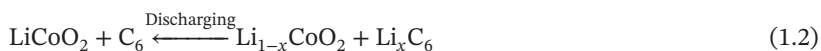
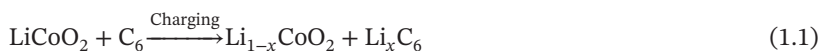


Figure 1.1 Schematics of typical systems for electrochemical energy storage and conversion. Source: Modified from Shen et al. [2]; © 2016, Taylor & Francis Group.

1.1.1 Secondary Batteries and Supercapacitors

Currently, secondary batteries and supercapacitors are regarded as the most efficient electrochemical systems for electric energy storage and conversion. As a typical secondary battery, lithium-ion battery has been widely studied and commercialized. The working mechanism of lithium-ion battery is shown in Figure 1.2. It involves a reversible intercalation/deintercalation of Li ions into/from host materials, combined with electron flow through the external circuit in the charging/discharging process [5]. Taking a commercial lithium-ion battery as an example, graphite and layered LiCoO_2 are usually employed as anode host and cathode host, respectively. A mixture of lithium-containing salt (e.g. LiPF_6) and organic solvents (e.g. diethyl carbonate and ethylene carbonate) is commonly used as an electrolyte. The chemical reactions during the charging and discharging process are shown as below:



As a “rocking chair” battery, the energy storage and release of the lithium-ion battery primarily depend on the “rock” of Li ions between cathode and anode. As compared with Ni-based battery and lead–acid battery, the lithium-ion battery possesses characteristics of higher energy density and longer lifetime. Moreover, the lithium-ion battery is easier to be integrated into portable devices.

Based on the energy storage mechanisms, supercapacitors are primarily classified into electric double-layer capacitors (EDLCs) and pseudocapacitors (Figure 1.3) [7]. No matter what kind of mechanism, the charge storage occurs only on the electrode surface without ion diffusion within the electrode bulk, which endows

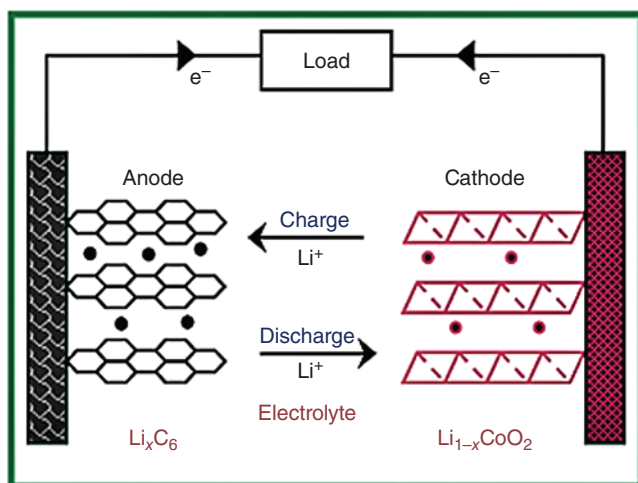


Figure 1.2 Illustration of the charging/discharging process within a lithium-ion battery, composed of a graphite anode and a LiCoO_2 cathode. Source: Reproduced with permission from Manthiram et al. [5]; © 2008, The Royal Society of Chemistry.

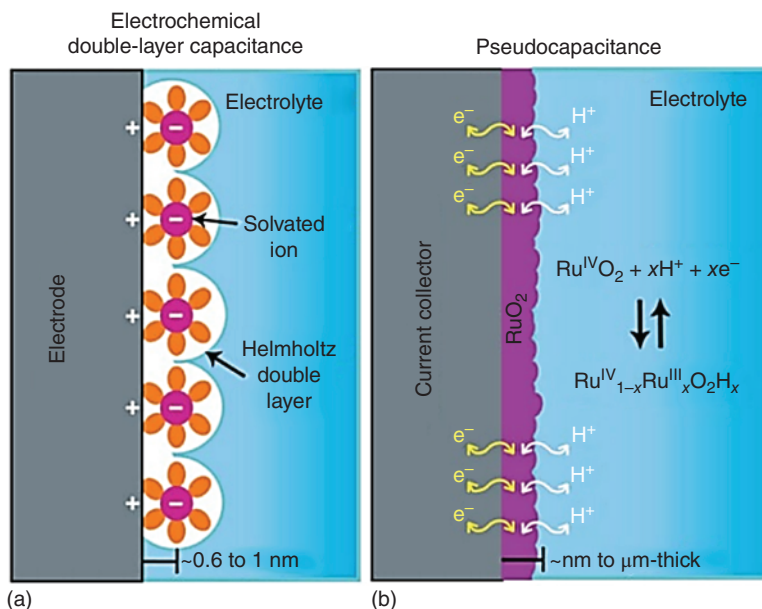


Figure 1.3 Schematic of energy storage mechanisms of (a) an EDLC and (b) a pseudocapacitor. Source: Reproduced with permission from Simon et al. [6]; © 2011, Materials Research Society.

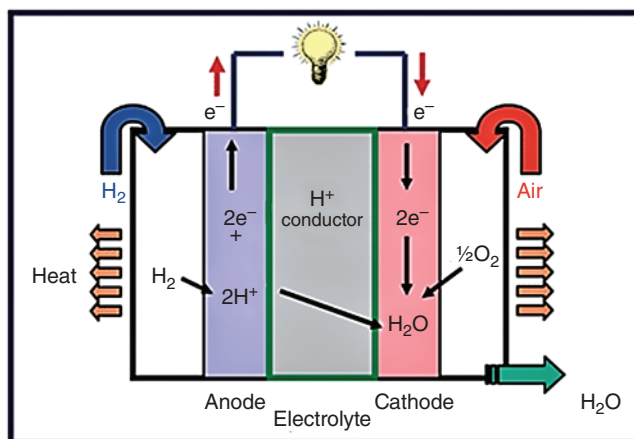


Figure 1.4 Schematic of a PEMFC. Source: Reproduced with permission from Manthiram et al. [5]; © 2008, The Royal Society of Chemistry.

supercapacitors with a higher power density ($\sim 10 \text{ kW kg}^{-1}$) but lower energy density ($< 10 \text{ Wh kg}^{-1}$) than lithium-ion battery [6]. The EDLC stores energy through the fast adsorption and desorption of electrolyte ions at the electrode/electrolyte interface, which forms the electric double layer during the charging/discharging process. The pseudocapacitor reversibly stores energy via Faradaic reactions or surface redox reactions, which also occur at the electrode surface [8].

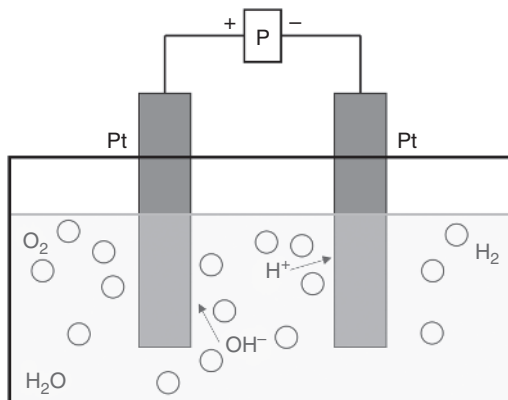
1.1.2 Fuel Cells and Electrolyzers

Fuel cells are promising energy-conversion devices because they can show high conversion efficiency besides being environment friendly. Among the different kinds of fuel cells, the proton exchange membrane fuel cell (PEMFC) is widely studied by virtue of its high energy delivery and low working temperature ($< 100^\circ \text{C}$) [9, 10]. Figure 1.4 shows the working process of a PEMFC that uses oxygen and hydrogen as oxidant and fuel, respectively [5]. H^+ ions are generated through the electrocatalytic oxidation of H_2 gas on the surface of an anode with Pt catalyst, which further migrates through a Nafion membrane with high proton conductivity. Meanwhile, the electrons move from anode to cathode through an external circuit and electrocatalytically reduce O_2 gas to O^{2-} ions on the cathode surface with the assistance of Pt catalyst. Water is produced by the combination of the H^+ and O^{2-} ions. Thus, the chemical energy involved in reaction 1.4 is converted into electricity:



Contrary to fuel cells, electrolyzers convert electric energy to chemical energy. Figure 1.5 displays a schematic representation of a water electrolyzer, which mainly consists of a cathode, an anode, an electrolyte, and an external power. At a critical voltage, electrons flow from the power source to the cathode and reduce H^+ ions to H_2 gas. At the same time, OH^- ions move to the anode through the electrolyte to

Figure 1.5 Schematic of a water electrolyzer. Source: Reproduced with permission from Ma et al. [11]; © 2008, Elsevier Ltd.



keep an electrical charge balance. O_2 gas is then generated by oxidization of OH^- ions by giving away electrons. Then, the electrons flow back to the power source. The half-reactions occurring on the electrodes are represented below:



1.2 Materials for Electrochemical Energy Storage and Conversion

Materials (especially electrode materials) play very important roles in the performance of the aforementioned devices. Great efforts have been devoted to developing novel materials to improve the device's performance. Herein, we review typical materials for lithium-ion batteries, supercapacitors, and electrocatalysis (especially for oxygen reduction and evolution reactions).

1.2.1 Materials for Lithium-Ion Batteries

Based on the lithium-ion storage mechanism, the anode materials for the lithium-ion battery can be classified into intercalated-type materials (e.g. graphite, carbon nanotubes, and $\text{Li}_4\text{Ti}_5\text{O}_{12}$), conversion-type materials (e.g. SnO_2 , V_2O_5 , and MoS_2), alloy-type materials (e.g. Si and Sn), and organic materials (e.g. carboxylates) [12] (Figure 1.6). To date, graphite is the most used anode material owing to its low cost, good thermal stability, and low working potential. Although conversion-type and alloy-type anode materials have a high theoretical capacity, they commonly have poor electrical conductivity and show large volume change during the lithiation process, which results in low coulombic efficiency and short lifetime in practical cells. Layered transition metal oxides are generally used as cathode materials for lithium-ion battery, such as LiFePO_4 , LiCoO_2 , LiMn_2O_4 , and $\text{Li}[\text{Ni}_x\text{Co}_y\text{Mn}_z]\text{O}_2$ [13]. The electrolytes for lithium-ion battery are mainly composed of lithium-containing salt (e.g. LiPF_6) and organic carbonate solvents

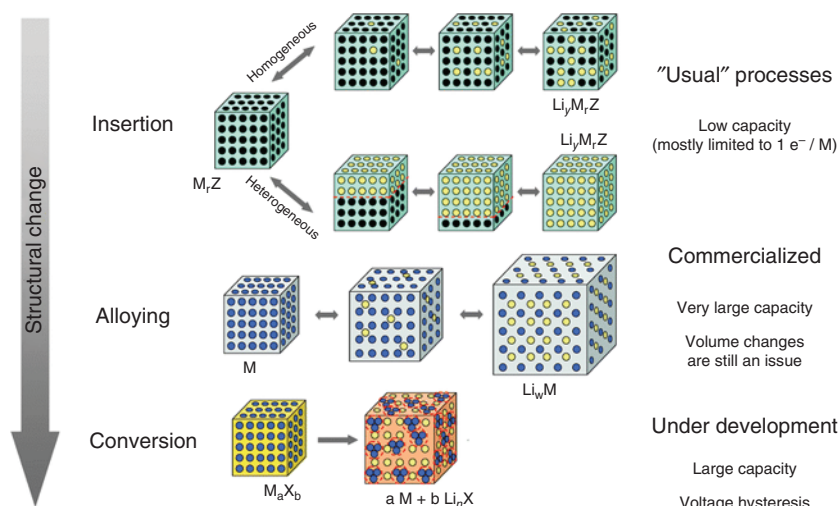


Figure 1.6 Different types of anode materials for lithium-ion batteries. Source: Reproduced with permission from Long et al. [12]; © 2009, The Royal Society of Chemistry.

(e.g. ethylene carbonate), which are used for the balance of fluidity and dielectric constant. As separator, electronically insulated polymer film (e.g. polypropylene) with high porosity is widely used to avoid the direct contact between cathode and anode as well as ensure fast lithium-ion transport.

1.2.2 Materials for Supercapacitors

Carbon materials (e.g. activated carbons, graphene, carbon nanotubes, and porous carbons) have been employed as electrode materials for EDLC owing to their easy processing, large specific surface area, high electronic conductivity, and good chemical stability. Generally, the capacitance of EDLCs can be enlarged when the specific surface area of carbon electrode material is increased. In addition to the high specific surface area, suitable porosity for accessible ions (e.g. pore shape, pore size, and pore size distribution) also significantly influences the capacitance. For instance, the hierarchical porous structure can facilitate ion insertion and diffusion, thus endowing carbon electrodes with high capacitance and good rate capability. The electrode materials for pseudocapacitor contribute capacitance by reversible and rapid redox reactions, occurring on the electrode surface. Metal oxides (e.g. RuO_2), metal carbides (e.g. MXene), electronically conducting polymers (e.g. polyaniline), and functionalized nanocarbons (e.g. heteroatom-doped graphene) are widely used as electrode materials for pseudocapacitor [6]. In addition, some biomaterials with functional groups (e.g. protein) are also electrode materials that can deliver pseudocapacitance [14]. The electrolytes for supercapacitors include aqueous and nonaqueous (including organic and ionic liquid) systems [15]. The two standards for choosing electrolytes are stable electrochemical window and high ionic conductivity, which determine the energy and power densities of the supercapacitors,

respectively. In comparison with organic electrolytes (with wide electrochemical windows ranging from 2.5 to 3.5 V), alkali- (e.g. KOH) and acid-based (e.g. H_2SO_4) aqueous electrolytes provide a higher ionic conductivity (up to $\sim 1 \text{ S cm}^{-1}$) but a lower electrochemical window (1.0–1.8 V). Ionic liquid electrolytes show the widest electrochemical window (3.0–5.5 V) but the lowest ionic conductivity among these three electrolytes.

1.2.3 Materials for Oxygen Electrochemistry

The performance of water electrolyzers and fuel cells is primarily restricted by oxygen reduction reactions (ORRs) and oxygen evolution reactions (OERs) performance [16]. Although oxygen is a kind of clean and abundant resource, its efficient and controllable use is difficult because the sluggish kinetic processes of ORR and OER lead to the low device efficiency in acidic and alkaline electrolytes [17]. The electrocatalysts for ORR and OER can be divided into precious metallic catalysts, non-noble metallic catalysts, and carbon-based catalysts (Figure 1.7). Pt catalyst has been used as an ORR electrocatalyst since the 1960s, and it is still widely studied because it not only shows a superior ORR performance but also provides a relatively simple system for investigating the ORR mechanism [19]. Pt-based alloy materials show more excellent ORR activity and stability than a pure Pt electrocatalyst. The selected secondary metals and the alloy architectures are of great importance to the performance of Pt-based alloy electrocatalysts. Non-noble metals (e.g. Ni-, Fe-, Co-, and Mn-based oxides) are the most promising candidates to Pt because of their better electrocatalysis activities in alkaline solutions [20, 21]. By virtue of low cost and high electric conductivity, carbon materials with heteroatom doping (e.g. nitrogen, oxygen, sulfur, phosphor, boron) have attracted extensive attention as electrocatalysts for ORR and OER. However, precious metallic catalysts and non-noble metallic catalysts generally show better activity and practical performance than carbon materials.

1.2.4 Biomass-Derived Materials for Electrochemical Energy Storage and Conversion

It is well established that the ever-increasing global energy demand and environmental degradation have resulted in a severe crisis in the sustainable development of the international community [22]. In this context, it is imperative to develop high-performance energy storage and conversion devices to address the challenges. The assembly of the devices needs materials (e.g. electrode materials) that should not only show high performance but also have sustainability and low cost. Biomass-derived materials are such kind of materials for the energy storage and conversion devices because of their excellent characteristics, which include: (i) As the most abundant carbon source in nature, biomass is derived from all life species (including animals, plants, and microorganisms); (ii) Biomass possesses inherently unique microarchitecture, which is beneficial for the design of microstructured materials (especially electrode materials). (iii) Some biomass also contains non-carbon elements (e.g. nitrogen, oxygen, sulfur, and phosphor). These

Reduced cost and enhanced stability

Category	Pure Pt	Pt-based alloys	Non-Pt compounds	Metal-free materials
Materials	Pt/C	Fe ₅₀ Pt ₅₀ , CoPt, Au-Pt, Pt ₃ Ni, Pd-Pt, etc.	Fe-N ₄ , Co-N ₄ , Co-PPY, etc.	N-Carbon, G-C ₃ N ₄ , N-Graphene
Featured examples				

Figure 1.7 Progress in the development of ORR electrochemical catalysts. Source: Reproduced with permission from Chen et al. [18]; © 2012, John Wiley & Sons.

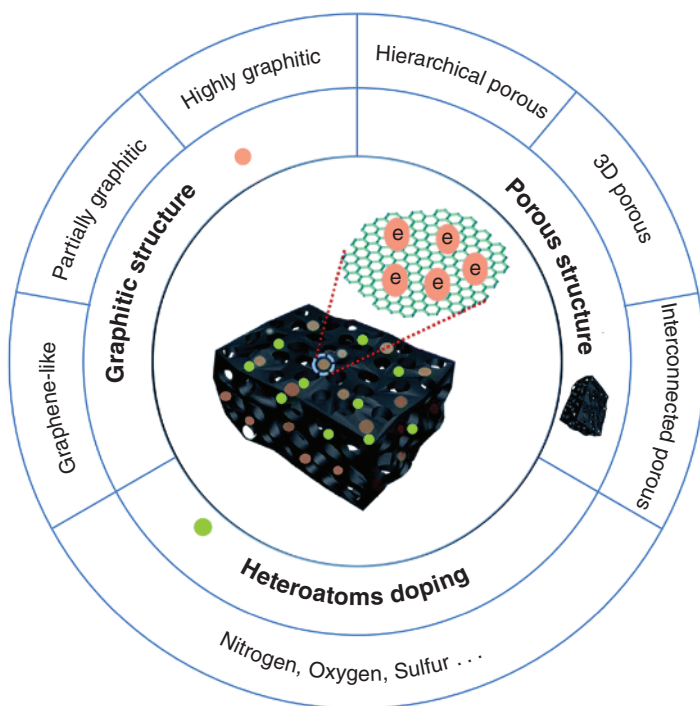


Figure 1.8 Schematic diagram showing the structure and properties of biomass-derived materials. Source: Reproduced with permission from Zheng et al. [23]; © 2020, The Royal Society of Chemistry.

heteroatoms can be in situ doped into biomass-derived carbons during the carbonization process, introducing additional active sites to enhance the performance of biomass-derived carbon electrodes. Therefore, biomass-derived materials have been widely prepared and used for electrochemical energy storage and conversion devices in recent years (Figure 1.8). Table 1.1 shows the properties and applications of the biomass-derived materials for different devices [3].

1.3 Collagen-Derived Materials for Electrochemical Energy Storage and Conversion

As one kind of natural fibrous protein, collagen exists in the connective tissue of animals. It is composed of 23 kinds of amino acids (mainly including glycine, proline, and alanine). Collagen consists of three polypeptide chains that assemble in a triple helix by hydrogen and hydrophobic bonds [24]. The polypeptide chains contain two identical chains ($\alpha 1$) and an additional chain ($\alpha 2$), which have slightly different chemical compositions. Figure 1.9 illustrates the hierarchical structure of a collagen triple helix. A single-collagen fiber is called tropocollagen, which has a diameter of ~ 1.6 nm and a length of ~ 300 nm. So far, 28 different types of collagen have been

Table 1.1 Biomass-derived materials for electrochemical energy storage and conversion [3].

Electrochemical energy storage and conversion devices	Roles of biomass-derived materials	Biomass-derived materials	Desired features of the biomass-derived materials
Supercapacitor	Electrode	Porous/activated carbon	Porous, conducting, high specific surface area, double-layer capacitance, functional groups, heteroatom doping, engineered pore structure
Lithium-ion battery	Anode electrode	Hard/soft carbon	Micrographite domain for Li/Na intercalation, conducting, porosity
PEMFC	Electrocatalyst or catalyst support	Porous/activated carbon	Conducting, high specific surface area, heteroatom doping catalytic property for ORR
PEMFC	Gas diffusion layer	Porous/activated carbon, carbon cloth/felt	Conducting, high porosity, hydrophobic
Lithium-ion battery; Supercapacitor	Electrode binder	Cellulose, chitosan, other polysaccharides	Polymer chain and binding ability, chemical stability, functional groups
Supercapacitor	Electrolyte	Organic acids and salts	Ion conductivity, stability over a reasonably wide potential window
Lithium-ion battery; supercapacitor	Separator	Cellulose, fiber	Electron insulator, thin film, wettability, flexibility, mechanical strength, chemical stability

Source: Yu et al. [3]/John Wiley & Sons.

discovered, which are divided into fibrillar and non-fibrillar collagen based on their structures [26].

As a soluble protein compound, gelatin is produced by partially hydrolyzing collagen within animals. During the hydrolysis process, three polypeptide chains are disentangled and the collagen molecules are dissociated into smaller molecules, after breaking the hydrogen bonds and hydrophobic bonds [27]. Thus, the structure, composition, and properties of gelatin are dependent on the collagen sources and types. It contains 18 kinds of amino acids. Different from collagen, gelatin consists of a relatively high content of nonpolar amino acids (>80%, such as glycine, proline,

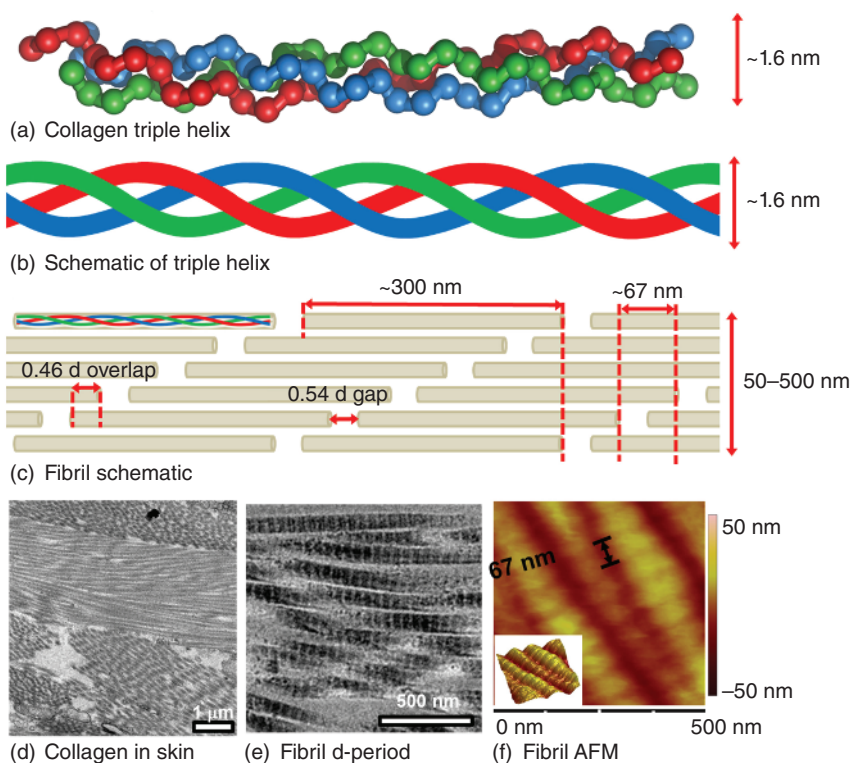


Figure 1.9 Overview of the hierarchical structure for collagen triple helix. (a, b) Schematic illustration of a collagen triple helix. (c) Schematic illustration of collagen fibrils. (d) Cross-section image of collagen fibrils in skin. (e) Transmission electron microscopy image of collagen fibrils. (f) Atomic force microscope image of collagen fibrils. Source: Sherman et al. [25]/with permission of © Elsevier Ltd.

and alanine). In addition to essential physicochemical characteristics (e.g. solubility, transparency, and color), gelatin has unique rheological property, gel strength, and thermal stability, which are mainly dependent on its molecular structures [28]. Since the polypeptide chains are composed of various amino acids with rich carbon, nitrogen, oxygen, and sulfur atoms, collagen and gelatin can be converted into carbon materials by controllable carbonization. The collagen-derived carbons have heteroatom doping and unique morphologies, which are derived from the structural compositions of collagen.

By virtue of their structures and compositions, the collagen-derived materials (including gelatin and collagen-derived carbons) show promising applications in electrochemical energy storage and conversion. Gelatin materials with and without modification have been used as various modifying agents for electrodes [29], separators [30], and electrolytes [31]. Collagen-derived carbons with different morphology structures and chemical compositions have also been prepared by different methods. They have been used as electrodes or support materials for electrochemical energy storage (e.g. supercapacitors [32], alkali-ion batteries [33],

and lithium–sulfur batteries [34]) and electrochemical energy conversion (e.g. oxygen reduction reactions [35], oxygen evolution reactions [36], and hydrogen evolution reactions [37]), showing good performance and practical prospect.

This book presents basic knowledge of collagen, collagen-derived materials, and their conventional synthesis and applications. Moreover, new strategies for the synthesis of advanced collagen-derived materials and their multifunctional applications in electrochemical energy storage and conversion are also summarized.

References

- 1 Yoo, H.D., Markevich, E., Salitra, G. et al. (2014). On the challenge of developing advanced technologies for electrochemical energy storage and conversion. *Materials Today* 17: 110–121.
- 2 Shen, J., Fang, D., Hong, Z., and Mei, C. (2015). *Electrochemical Energy: Advanced Materials and Technologies*. Florida: CRC Press.
- 3 Yu, F., Li, S., Chen, W. et al. (2019). Biomass-derived materials for electrochemical energy storage and conversion: overview and perspectives. *Energy & Environmental Materials* 2: 55–67.
- 4 Kalyanasundaram, K. and Grätzel, M. (2012). Themed issue: nanomaterials for energy conversion and storage. *Journal of Materials Chemistry* 22: 24190–24194.
- 5 Manthiram, A., Vadivel Murugan, A., Sarkar, A., and Muraliganth, T. (2008). Nanostructured electrode materials for electrochemical energy storage and conversion. *Energy & Environmental Science* 1: 621–638.
- 6 Simon, P. and Gogotsi, Y. (2008). Materials for electrochemical capacitors. *Nature Materials* 7: 845–854.
- 7 Long, J.W., Bélanger, D., Brousse, T. et al. (2011). Asymmetric electrochemical capacitors-stretching the limits of aqueous electrolytes. *MRS Bulletin* 36: 513–522.
- 8 Conway, B.E. (1999). *Electrochemical Supercapacitors*. New York: Plenum Press.
- 9 Appleby, A.J. (1988). *Fuel cell handbook*. New York: Van Nostrand Reinhold Co. Inc.
- 10 Acres, G.J.K. (2001). Recent advances in fuel cell technology and its applications. *Journal of Power Sources* 100: 60–66.
- 11 Ma, L., Sui, S., and Zhai, Y. (2009). Investigations on high performance proton exchange membrane water electrolyzer. *International Journal of Hydrogen Energy* 34: 678–684.
- 12 Palacin, M.R. (2009). Recent advances in rechargeable battery materials: a chemist's perspective. *Chemical Society Reviews* 38: 2565–2575.
- 13 Whittingham, M.S. (2004). Lithium batteries and cathode materials. *Chemical Reviews* 104: 4271–4302.
- 14 Khairy, M. and El-Safty, S.A. (2015). Promising supercapacitor electrodes based immobilization of proteins onto macroporous Ni foam materials. *Journal of Energy Chemistry* 24: 31–38.

- 15 Béguin, F., Presser, V., Balducci, A., and Frackowiak, E. (2014). Carbons and electrolytes for advanced supercapacitors. *Advanced Materials* 26: 2219–2251.
- 16 Jiao, Y., Zheng, Y., Jaroniec, M., and Qiao, S.Z. (2015). Design of electrocatalysts for oxygen- and hydrogen-involving energy conversion reactions. *Chemical Society Reviews* 44: 2060–2086.
- 17 Katsounaros, I., Cherevko, S., Zeradjanin, A.R., and Mayrhofer, K.J.J. (2014). Oxygen electrochemistry as a cornerstone for sustainable energy conversion. *Angewandte Chemie International Edition* 53: 102–121.
- 18 Chen, Q., Tan, X., Liu, Y. et al. (2020). Biomass-derived porous graphitic carbon materials for energy and environmental applications. *Journal of Materials Chemistry A* 8: 5773–5811.
- 19 Gómez-Marín, A.M., Rizo, R., and Feliu, J.M. (2014). Oxygen reduction reaction at Pt single crystals: a critical overview. *Catalysis Science & Technology* 4: 1685–1698.
- 20 Frydendal, R., Paoli, E.A., Knudsen, B.P. et al. (2014). Benchmarking the stability of oxygen evolution reaction catalysts: the importance of monitoring mass losses. *ChemElectroChem* 1: 2075–2081.
- 21 Gorlin, Y. and Jaramillo, T.F. (2010). A bifunctional nonprecious metal catalyst for oxygen reduction and water oxidation. *Journal of the American Chemical Society* 132: 13612–13614.
- 22 Larcher, D. and Tarascon, J.M. (2015). Towards greener and more sustainable batteries for electric energy storage. *Nature Chemistry* 7: 19–29.
- 23 Zheng, Y., Jiao, Y., Jaroniec, M. et al. (2012). Nanostructured metal-free electrochemical catalysts for highly efficient oxygen reduction. *Small* 8: 3550–3566.
- 24 Rich, A. and Crick, F.H.C. (1955). The structure of collagen. *Nature* 176: 915–916.
- 25 Sherman, V.R., Yang, W., and Meyers, M.A. (2015). The materials science of collagen. *Journal of the Mechanical Behavior of Biomedical Materials* 52: 22–50.
- 26 Shamhart, P.E. and Meszaros, J.G. (2010). Non-fibrillar collagens: key mediators of post-infarction cardiac remodeling? *Journal of Molecular and Cellular Cardiology* 48: 530–537.
- 27 Alipal, J., Mohd Pu'ad, N.A.S., Lee, T.C. et al. (2021). A review of gelatin: properties, sources, process, applications, and commercialisation. *Materials Today: Proceedings* 42: 240–250.
- 28 Kozlov, P.V. and Burdygina, G.I. (1983). The structure and properties of solid gelatin and the principles of their modification. *Polymer* 24: 651–666.
- 29 Chen, M., Chen, Z., Fu, X., and Zhong, W.-H. (2020). A Janus protein-based nanofabric for trapping polysulfides and stabilizing lithium metal in lithium–sulfur batteries. *Journal of Materials Chemistry A* 8: 7377–7389.
- 30 Liu, N., Huang, B., Wang, W. et al. (2016). Modified separator using thin carbon layer obtained from its cathode for advanced lithium sulfur batteries. *ACS Applied Materials & Interfaces* 8: 16101–16107.
- 31 Liu, Y., Shi, Q., Wu, Y. et al. (2021). Highly efficient dendrite suppressor and corrosion inhibitor based on gelatin/Mn²⁺ co-additives for aqueous rechargeable zinc-manganese dioxide battery. *Chemical Engineering Journal* 407, 127189.

- 32 Chen, W., Zhang, H., Huang, Y., and Wang, W. (2010). A fish scale based hierarchical lamellar porous carbon material obtained using a natural template for high performance electrochemical capacitors. *Journal of Materials Chemistry* 20: 4773–4775.
- 33 Niu, J., Shao, R., Liang, J. et al. (2017). Biomass-derived mesopore-dominant porous carbons with large specific surface area and high defect density as high performance electrode materials for Li-ion batteries and supercapacitors. *Nano Energy* 36: 322–330.
- 34 Wei, S., Zhang, H., Huang, Y. et al. (2011). Pig bone derived hierarchical porous carbon and its enhanced cycling performance of lithium–sulfur batteries. *Energy & Environmental Science* 4: 736–740.
- 35 Liu, H., Cao, Y., Wang, F. et al. (2014). Pig bone derived hierarchical porous carbon-supported platinum nanoparticles with superior electrocatalytic activity towards oxygen reduction reaction. *Electroanalysis* 26: 1831–1839.
- 36 Guan, J., Zhang, Z., Ji, J. et al. (2017). Hydrothermal synthesis of highly dispersed Co_3O_4 nanoparticles on biomass-derived nitrogen-doped hierarchically porous carbon networks as an efficient bifunctional electrocatalyst for oxygen reduction and evolution reactions. *ACS Applied Materials & Interfaces* 9: 30662–30669.
- 37 Li, T., Liu, J., Song, Y., and Wang, F. (2018). Photochemical solid-phase synthesis of platinum single atoms on nitrogen-doped carbon with high loading as bifunctional catalysts for hydrogen evolution and oxygen reduction reactions. *ACS Catalysis* 8: 8450–8458.